

NETAJI SUBHAS OPEN UNIVERSITY

RESULT OF

BDP TERM-END EXAMINATION FOR DECEMBER 2018 & JUNE 2019
STATISTICAL REPORT

Memo No: COE/56/19

06/11/2019

		TOTAL	MALE	FEMALE
1.	TOTAL NO. OF CANDIDATES ENROLLED FOR EXAMINATION	: 222525	141006	81519
2.	TOTAL NO. OF CANDIDATES ACTUALLY APPEARED IN EXAMINATION	: 183715	112684	71031
3.	TOTAL NO. OF SUCCESSFUL CANDIDATES (%)	: 152567 (83.05)	91388 (81.10)	61179 (86.13)
4.	TOTAL NO. OF UNSUCCESSFUL CANDIDATES (%)	: 31148 (16.95)	21296 (18.90)	9852 (13.87)
5.	NO. OF CANDIDATES PASSED IN FIRST CLASS (I)	: 3384	1806	1578
6.	NO. OF CANDIDATES PASSED IN SECOND CLASS (II)	: 18316	11401	6915
7.	NO. OF CANDIDATES PASSED WITHOUT HONOURS	: 86	64	22
8.	NO. OF CANDIDATES APPEARED FOR CERTIFICATE	: 23195	14210	8985
9.	NO. OF CANDIDATES ELIGIBLE FOR CERTIFICATE	: 21786	13271	8515
10.	NO. OF CANDIDATES UNSUCCESSFUL FOR CERTIFICATE	: 1409	939	470
11.	NO. OF CANDIDATES ELIGIBLE FOR PROGRESS REPORT	: 198076	125845	72233
12.	NO. OF INCOMPLETE CANDIDATES (INC)	: 21 ACTUAL: 14	10 ACTUAL: 7	11 ACTUAL: 7
13.	NO. OF CANDIDATES WHOSE RESULT HAVE BEEN WITHHELD (R.W.)	: Nil ACTUAL: --	Nil ACTUAL: --	Nil ACTUAL: --
14.	NO. OF CANDIDATES WHO HAVE BEEN REPORTED AGAINST (R.A.)	: 2614 ACTUAL:1336	1879 ACTUAL:958	735 ACTUAL:378
15.	NO. OF NOT ELEGIBLE CANDIDATES (PASSED PREVIOUS SESSION)	: Nil	Nil	Nil
16.	DATE OF COMMENCEMENT	: 22/06/2019		
17.	DATE OF COMPLETION (ARTS & COMMERCE & SCIENCE) (Without Mathematics)	: 24/08/2019		
18.	DATE OF PUBLICATION OF RESULT (ARTS & COMMERCE & SCIENCE) (Without Mathematics)	: 06/11/2019		

Director, School of Social Sciences : Chandan Banu

Controller of Examinations: _____

Director, School of Humanities: Jayaraman Jayaraman

Director, School of Sciences: Najal Dr. Alchosh

Director, School of Professional Studies: _____

Hon'ble Vice-Chancellor : _____

06/11/19

NETAJI SUBHAS OPEN UNIVERSITY

RESULT OF

BDP TERM-END EXAMINATION FOR DECEMBER 2017 & JUNE 2018
STATISTICAL REPORT

24/11/2018

	TOTAL	MALE	FEMALE
1. TOTAL NO. OF CANDIDATES ENROLLED FOR EXAMINATION	: 176120	112301	63819
2. TOTAL NO. OF CANDIDATES ACTUALLY APPEARED IN EXAMINATION	: 147713	92084	55629
3. TOTAL NO. OF SUCCESSFUL CANDIDATES (%)	: 126276 (85.49)	77376 (84.03)	48900 (87.90)
4. TOTAL NO. OF UNSUCCESSFUL CANDIDATES (%)	: 21437 (14.51)	14708 (15.97)	6729 (12.10)
5. NO. OF CANDIDATES PASSED IN FIRST CLASS (I)	: 2726	1412	1314
6. NO. OF CANDIDATES PASSED IN SECOND CLASS (II)	: 13157	8272	4885
7. NO. OF CANDIDATES PASSED WITHOUT HONOURS	: 54	39	15
8. NO. OF CANDIDATES APPEARED FOR CERTIFICATE	: 17040	10440	6600
9. NO. OF CANDIDATES ELIGIBLE FOR CERTIFICATE	: 15937	9723	6214
10. NO. OF CANDIDATES UNSUCCESSFUL FOR CERTIFICATE	: 1103	717	386
11. NO. OF CANDIDATES ELIGIBLE FOR PROGRESS REPORT	: 158622	101523	57095
12. NO. OF INCOMPLETE CANDIDATES (INC)	: 64 ACTUAL: 35	57 ACTUAL: --	7 ACTUAL: --
13. NO. OF CANDIDATES WHOSE RESULT HAVE BEEN WITHHELD (R.W.)	: Nil ACTUAL: --	Nil ACTUAL: --	Nil ACTUAL: --
14. NO. OF CANDIDATES WHO HAVE BEEN REPORTED AGAINST (R.A.)	: 1488 ACTUAL: 761	998 ACTUAL: --	490 ACTUAL: --
15. NO. OF NOT ELEGIBLE CANDIDATES (PASSED PREVIOUS SESSION)	: Nil	Nil	Nil
16. DATE OF COMMENCEMENT	: 30/06/2018		
17. DATE OF COMPLETION (ARTS & COMMERCE & SCIENCE)	: 01/09/2018		
	(Without Mathematics)		
18. DATE OF PUBLICATION OF RESULT (ARTS & COMMERCE & SCIENCE)	: 24/11/2018		
	(Without Mathematics)		

Director, School of Social Sciences : Chandam Barm

Controller of Examinations: _____

Director, School of Humanities: Ramesh Kumar

Director, School of Sciences: Kajal De

Director, School of Professional Studies: Ashish

Hon'ble Vice-Chancellor : _____

De
24/11/18

NETAJI SUBHAS OPEN UNIVERSITY

RESULT OF

M.A.TERM-END EXAMINATION JUNE 2018.

02/11/2018

PGED -> EDUCATION

STATISTICAL REPORT

	TOTAL	MALE	FEMALE
	=====	=====	=====
TOTAL NO. OF CANDIDATES ENROLLED FOR EXAMINATION :	7335	4358	2977
TOTAL NO. OF CANDIDATES ACTUALLY APPEARED IN EXAMINATION :	5876	3362	2514
TOTAL NO. OF SUCCESSFULL CANDIDATES (%) :	5571 (94.81 %)	3199 (95.15 %)	2372 (94.35 %)
TOTAL NO. OF UNSUCCESSFULL CANDIDATES (%) :	305 (5.19 %)	163 (4.85 %)	142 (5.65 %)
TOTAL NO. OF CANDIDATES APPEARED FOR FINAL CERTIFICATE :	2492	1381	1111
TOTAL NO. OF SUCCESSFULL CANDIDATES (%) :	2435 (97.71 %)	1360 (98.48 %)	1075 (96.76 %)
TOTAL NO. OF UNSUCCESSFULL CANDIDATES (%) :	57 (2.29 %)	21 (1.52 %)	36 (3.24 %)
NO. OF CANDIDATES ELIGIBLE FOR FINAL CERTIFICATE :	2435	1360	1075
NO. OF CANDIDATES PASSED IN FIRST CLASS (I) :	1506	843	663
NO. OF CANDIDATES PASSED IN SECOND CLASS (II) :	929	517	412
NO. OF INCOMPLETE CANDIDATES (INC) :	0	0	0
NO. OF CANDIDATES WHOSE RESULT HAVE BEEN WITHHELD (R.W.) :	3	1	2
NO. OF CANDIDATES WHO HAVE BEEN REPORTED AGAINST (R.A.) :	51	36	15
NO. OF CANDIDATES NOT ELIGIBLE (N.E.) :	0	0	0

DATE OF COMMENCEMENT : 15/07/2018
 DATE OF COMPLETION : 02/09/2018
 DATE OF PUBLICATION OF RESULT : 03/11/2018

Director S O E

Hon'ble vice Chancellor

Controller of Examinations
(Acting)

B. Shrivastava
(For record/Chair)
10/11/2018

[Signature]

[Signature]
 03/11/18

NETAJI SUBHAS OPEN UNIVERSITY

RESULT OF

M.A. TERM-END EXAMINATION JUNE 2018.

05/11/2018

PGELT -> ENGLISH LANGUAGE TEACHING


STATISTICAL REPORT

	TOTAL =====	MALE =====	FEMALE =====
TOTAL NO. OF CANDIDATES ENROLLED FOR EXAMINATION :	117	77	40
TOTAL NO. OF CANDIDATES ACTUALLY APPEARED IN EXAMINATION :	67	42	25
TOTAL NO. OF SUCCESSFULL CANDIDATES (%) :	54 (80.60 %)	34 (80.95 %)	20 (80.00 %)
TOTAL NO. OF UNSUCCESSFULL CANDIDATES (%) :	13 (19.40 %)	6 (19.05 %)	5 (20.00 %)
TOTAL NO. OF CANDIDATES APPEARED FOR FINAL CERTIFICATE :	29	17	12
TOTAL NO. OF SUCCESSFULL CANDIDATES (%) :	25 (86.21 %)	15 (88.24 %)	10 (83.33 %)
TOTAL NO. OF UNSUCCESSFULL CANDIDATES (%) :	4 (13.79 %)	2 (11.76 %)	2 (16.67 %)
NO. OF CANDIDATES ELIGIBLE FOR FINAL CERTIFICATE :	25	15	10
NO. OF CANDIDATES PASSED IN FIRST CLASS (I) :	16	10	6
NO. OF CANDIDATES PASSED IN SECOND CLASS (II) :	9	5	4
NO. OF INCOMPLETE CANDIDATES (INC) :	0	0	0
NO. OF CANDIDATES WHOSE RESULT HAVE BEEN WITHHELD (R.W.) :	0	0	0
NO. OF CANDIDATES WHO HAVE BEEN REPORTED AGAINST (R.A.) :	1	1	0
NO. OF CANDIDATES NOT ELIGIBLE (N.E.) :	0	0	0

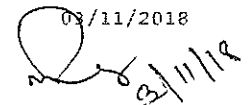
DATE OF COMMENCEMENT : 15/07/2018

DATE OF COMPLETION : 02/09/2018

DATE OF PUBLICATION OF RESULT : 05/11/2018


Prof. MANANKUMAR MANDAL
 Director
 the School of Humanities
 SCHOOL OF HUMANITIES
 NETAJI SUBHAS OPEN UNIVERSITY


 Hon'ble Vice Chancellor


 Controller of Examinations
 (Acting)

NETAJI SUBHAS OPEN UNIVERSITY

RESULT OF


M.A. TERM-END EXAMINATION JUNE 2018.


PGBG -> BENGALI


STATISTICAL REPORT

03/11/2018

	TOTAL =====	MALE =====	FEMALE =====
TOTAL NO. OF CANDIDATES ENROLLED FOR EXAMINATION :	7658	2890	4767
TOTAL NO. OF CANDIDATES ACTUALLY APPEARED IN EXAMINATION :	6409	2258	4150
TOTAL NO. OF SUCCESSFULL CANDIDATES (%) :	4883 (76.19 %)	1712 (75.82 %)	3171 (76.41 %)
TOTAL NO. OF UNSUCCESSFULL CANDIDATES (%) :	1526 (23.81 %)	546 (24.18 %)	979 (23.59 %)
TOTAL NO. OF CANDIDATES APPEARED FOR FINAL CERTIFICATE :	2768	1020	1748
TOTAL NO. OF SUCCESSFULL CANDIDATES (%) :	2294 (82.88 %)	846 (82.94 %)	1448 (82.84 %)
TOTAL NO. OF UNSUCCESSFULL CANDIDATES (%) :	474 (17.12 %)	174 (17.06 %)	300 (17.16 %)
NO. OF CANDIDATES ELIGIBLE FOR FINAL CERTIFICATE :	2294	846	1448
NO. OF CANDIDATES PASSED IN FIRST CLASS (I) :	138	54	84
NO. OF CANDIDATES PASSED IN SECOND CLASS (II) :	2156	792	1364
NO. OF INCOMPLETE CANDIDATES (INC) :	0	0	0
NO. OF CANDIDATES WHOSE RESULT HAVE BEEN WITHHELD (R.W.) :	1	1	0
NO. OF CANDIDATES WHO HAVE BEEN REPORTED AGAINST (R.A.) :	94	47	47
NO. OF CANDIDATES NOT ELIGIBLE (N.E.) :	0	0	0
DATE OF COMMENCEMENT :	15/07/2018		
DATE OF COMPLETION :	02/09/2018		
DATE OF PUBLICATION OF RESULT :	03/11/2018		


Prof. MANAN KUMAR MANDAL
 DIRECTOR
 Officer-in-charge of
 the School of Humanities
 NETAJI SUBHAS OPEN UNIVERSITY


 Hon'ble Vice Chancellor


 Controller of Examinations
 (Acting)

NETAJI SUBHAS OPEN UNIVERSITY

RESULT OF

M.A. TERM-END EXAMINATION JUNE 2018.

20/11/2018

PGHI -> HISTORY

STATISTICAL REPORT

	TOTAL =====	MALE =====	FEMALE =====
TOTAL NO. OF CANDIDATES ENROLLED FOR EXAMINATION :	4500	2358	2142
TOTAL NO. OF CANDIDATES ACTUALLY APPEARED IN EXAMINATION :	3740	1879	1861
TOTAL NO. OF SUCCESSFULL CANDIDATES (%) :	2666 (71.28 %)	1404 (74.72 %)	1262 (67.81 %)
TOTAL NO. OF UNSUCCESSFULL CANDIDATES (%) :	1074 (28.72 %)	475 (25.28 %)	599 (32.19 %)
TOTAL NO. OF CANDIDATES APPEARED FOR FINAL CERTIFICATE :	1622	815	807
TOTAL NO. OF SUCCESSFULL CANDIDATES (%) :	1346 (82.98 %)	685 (84.05 %)	661 (81.91 %)
TOTAL NO. OF UNSUCCESSFULL CANDIDATES (%) :	276 (17.02 %)	130 (15.95 %)	146 (18.09 %)
NO. OF CANDIDATES ELIGIBLE FOR FINAL CERTIFICATE :	1346	685	661
NO. OF CANDIDATES PASSED IN FIRST CLASS (I) :	143	93	50
NO. OF CANDIDATES PASSED IN SECOND CLASS (II) :	1203	592	611
NO. OF INCOMPLETE CANDIDATES (INC) :	0	0	0
NO. OF CANDIDATES WHOSE RESULT HAVE BEEN WITHHELD (R.W.) :	3	2	1
NO. OF CANDIDATES WHO HAVE BEEN REPORTED AGAINST (R.A.) :	65	33	32
NO. OF CANDIDATES NOT ELIGIBLE (N.E.) :	0	0	0

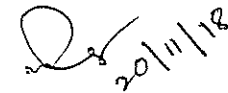
DATE OF COMMENCEMENT : 15/07/2018
 DATE OF COMPLETION : 02/09/2018
 DATE OF PUBLICATION OF RESULT : 20/11/2018

Chandam Baru

Director of the School
of Social Sciences



Hon'ble Vice Chancellor



Controller of Examinations
(Acting)

NETAJI SUBHAS OPEN UNIVERSITY

RESULT OF

M.SC.TERM-END EXAMINATION JUNE 2016/DECEMBER 2015.

PGGR -> GEOGRAPHY

STATISTICAL REPORT

24/01/2017

TOTAL NO. OF CANDIDATES ENROLLED FOR EXAMINATION	:	170
TOTAL NO. OF CANDIDATES ACTUALLY APPEARED IN EXAMINATION	:	84
TOTAL NO. OF SUCCESSFULL CANDIDATES (%)	:	79 (94.05 %)
TOTAL NO. OF UNSUCCESSFULL CANDIDATES (%)	:	5 (5.95 %)
TOTAL NO. OF CANDIDATES APPEARED FOR FINAL CERTIFICATE	:	49
TOTAL NO. OF SUCCESSFULL CANDIDATES (%)	:	48 (97.96 %)
TOTAL NO. OF UNSUCCESSFULL CANDIDATES (%)	:	1 (2.04 %)
NO. OF CANDIDATES ELIGIBLE FOR FINAL CERTIFICATE	:	48
NO. OF CANDIDATES PASSED IN FIRST CLASS (I)	:	10
NO. OF CANDIDATES PASSED IN SECOND CLASS (II)	:	38
NO. OF INCOMPLETE CANDIDATES (INC)	:	0
NO. OF CANDIDATES WHOSE RESULT HAVE BEEN WITHHELD (R.W.)	:	0
NO. OF CANDIDATES WHO HAVE BEEN REPORTED AGAINST (R.A.)	:	1
NO. OF CANDIDATES NOT ELIGIBLE (N.E.)	:	0
DATE OF COMMENCEMENT	:	10/07/2016
DATE OF COMPLETION	:	23/12/2016
DATE OF PUBLICATION OF RESULT	:	24/01/2017

ESKVE
TO. Exam file

[Signature]
28/01/2017

Kajal De.

Director of Science

[Signature]

Hon'ble Vice Chancellor-

[Signature]

Controller of Examinations
(Acting)