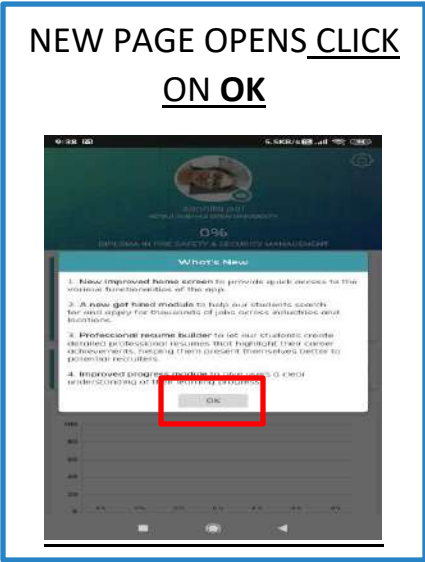
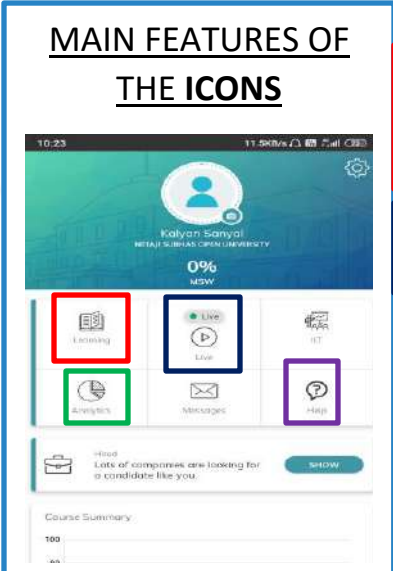
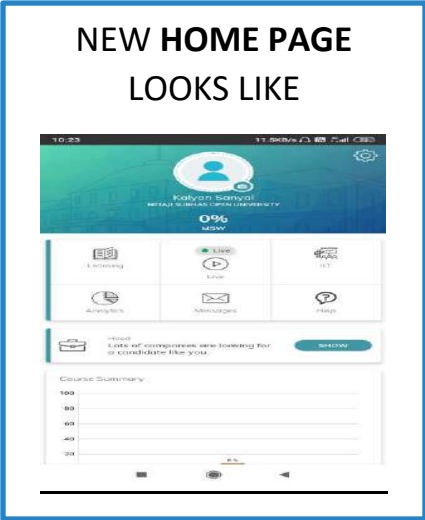


PROCEDURE FOR LOG INTO LMS (LIVE SESSION) THROUGH MOBILE APP



Put your **USER ID** & **PASSWORD** (In proper place) and **Log In**



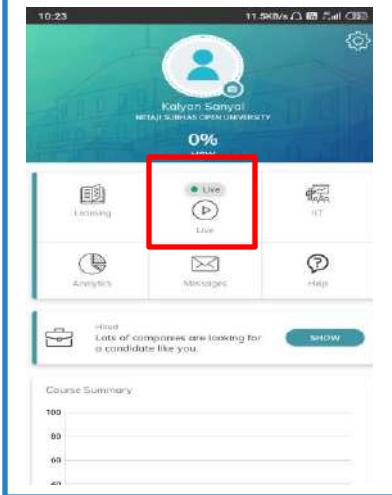
LEARNING – This is your course page. You can find paper wise contents here.

LIVE – You can see all the LIVE Sessions scheduled.

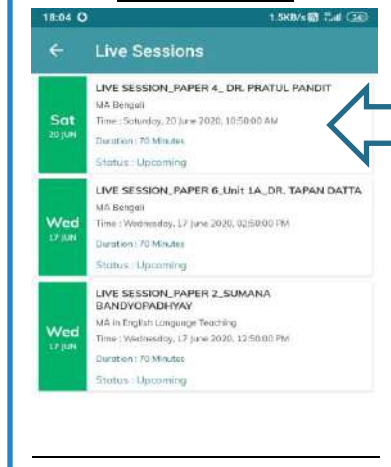
ANALYTICS - This is your Course Completion Progress report section.

Help – You can connect with our Support centre.

CLICK ON LIVE



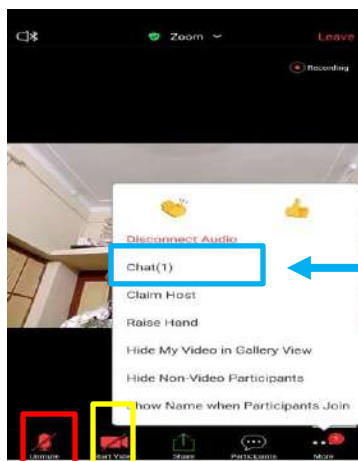
DISPLAY ALL THE SCHEDULES



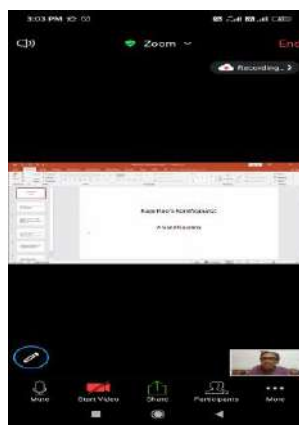
**CLICK ON
PERTICULAR LIVE
CLASS**



IN LIVE SESSION YOU SHOULD MAINTAIN THE FOLLOWING RULES



LIVE SESSION WILL OPEN LIKE THIS



CLICK ON JOIN MEETING



CHAT BOX – IF YOU HAVE ANY QUESTIONS USE CHAT BOX (FROM MORE OPTION).

VIDEO BUTTON – KEEP THE VIDEO BUTTON IN MUTE/OFF MODE DURING THE LIVE CLASS.

AUDIO BUTTON – MUTE YOURSELF DURING THE LIVE CLASS & UNMUTE TO ASK QUESTIONS AFTER THE LECTURE IS OVER.